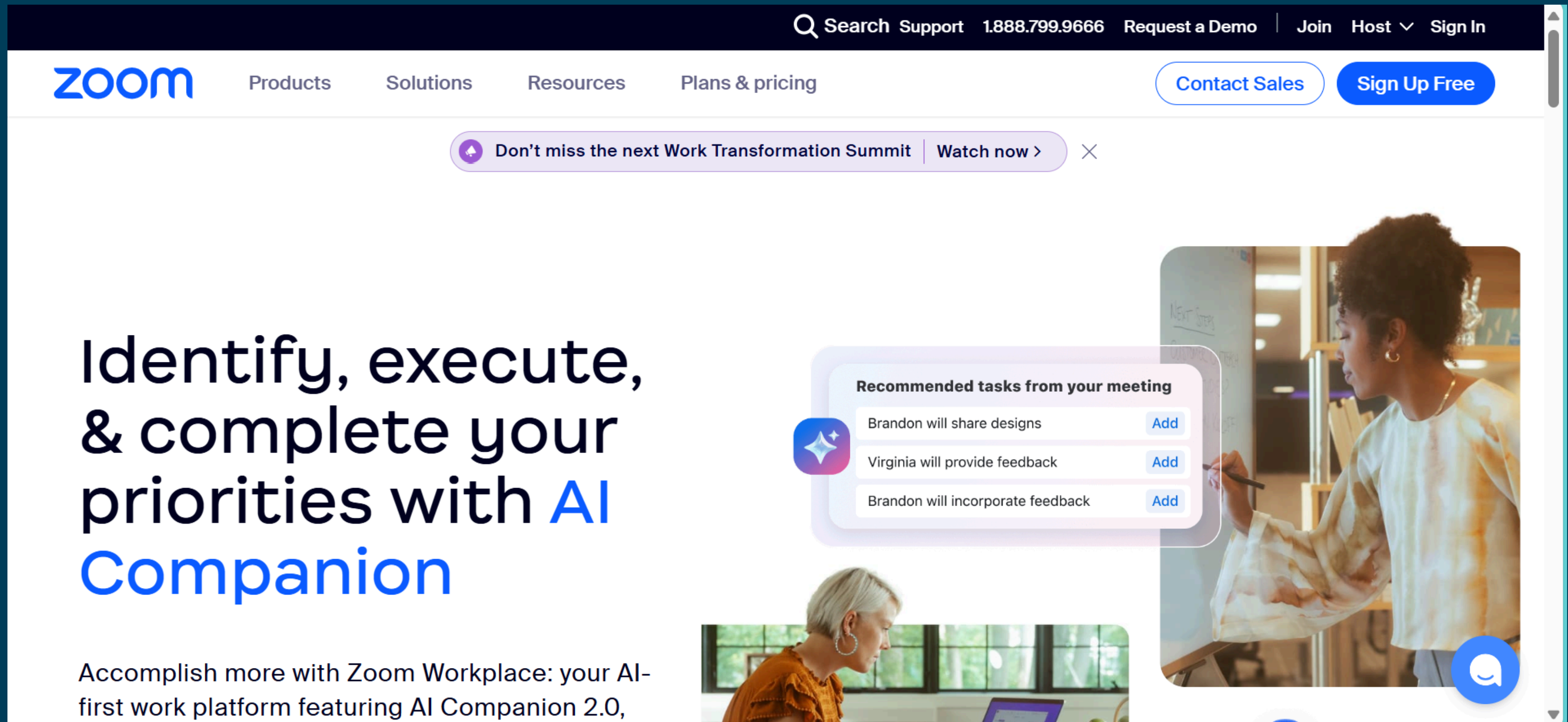




Miten luot Zoom-tilin?

Jotta voit laatia Zoom-tapaamisia, sinulla tulee olla Zoom-tili.
Tässä ohjeessa havainnollistamme, miten luodaan Zoom-tili.

Kirjaudu sivulle: <https://www.zoom.us>



The screenshot shows the Zoom website homepage. At the top, there is a dark navigation bar with a search icon, 'Search Support', the phone number '1.888.799.9666', and links for 'Request a Demo', 'Join', 'Host', and 'Sign In'. Below this is a white navigation bar with the Zoom logo, 'Products', 'Solutions', 'Resources', and 'Plans & pricing'. On the right side of this bar are two buttons: 'Contact Sales' and 'Sign Up Free'. A purple notification banner reads 'Don't miss the next Work Transformation Summit | Watch now >'. The main content area features a large headline: 'Identify, execute, & complete your priorities with AI Companion'. Below the headline is a sub-headline: 'Accomplish more with Zoom Workplace: your AI-first work platform featuring AI Companion 2.0,'. To the right of the text is a large image of a woman in a white patterned top standing by a whiteboard. Overlaid on this image is a 'Recommended tasks from your meeting' box with a star icon and three tasks: 'Brandon will share designs', 'Virginia will provide feedback', and 'Brandon will incorporate feedback', each with an 'Add' button. In the bottom left corner of the image, there is a smaller photo of a woman with short grey hair looking at a laptop. A blue chat bubble icon is visible in the bottom right corner of the image area.

zoom Products Solutions Resources Plans & pricing Contact Sales Sign Up Free

Don't miss the next Work Transformation Summit | Watch now >

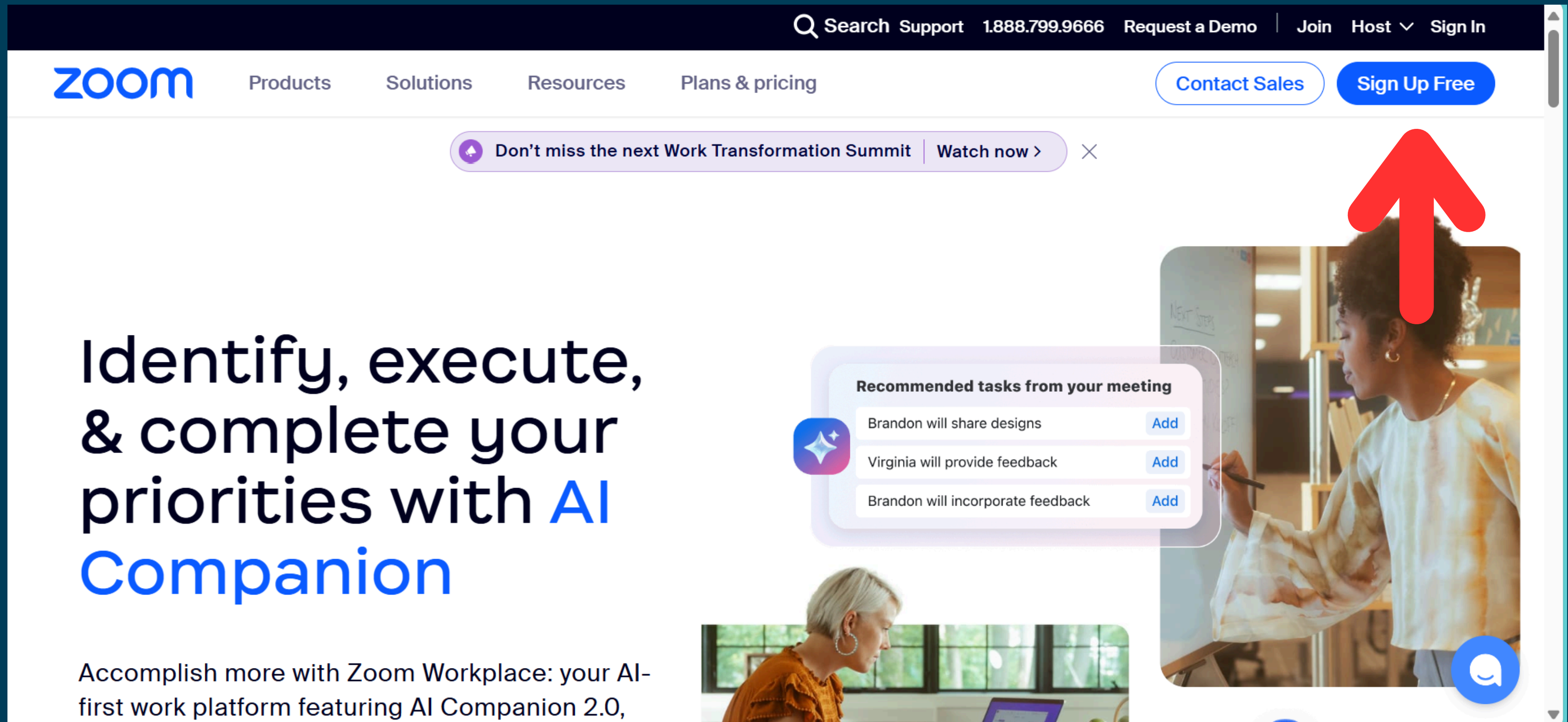
Identify, execute, & complete your priorities with AI Companion

Accomplish more with Zoom Workplace: your AI-first work platform featuring AI Companion 2.0,

Recommended tasks from your meeting

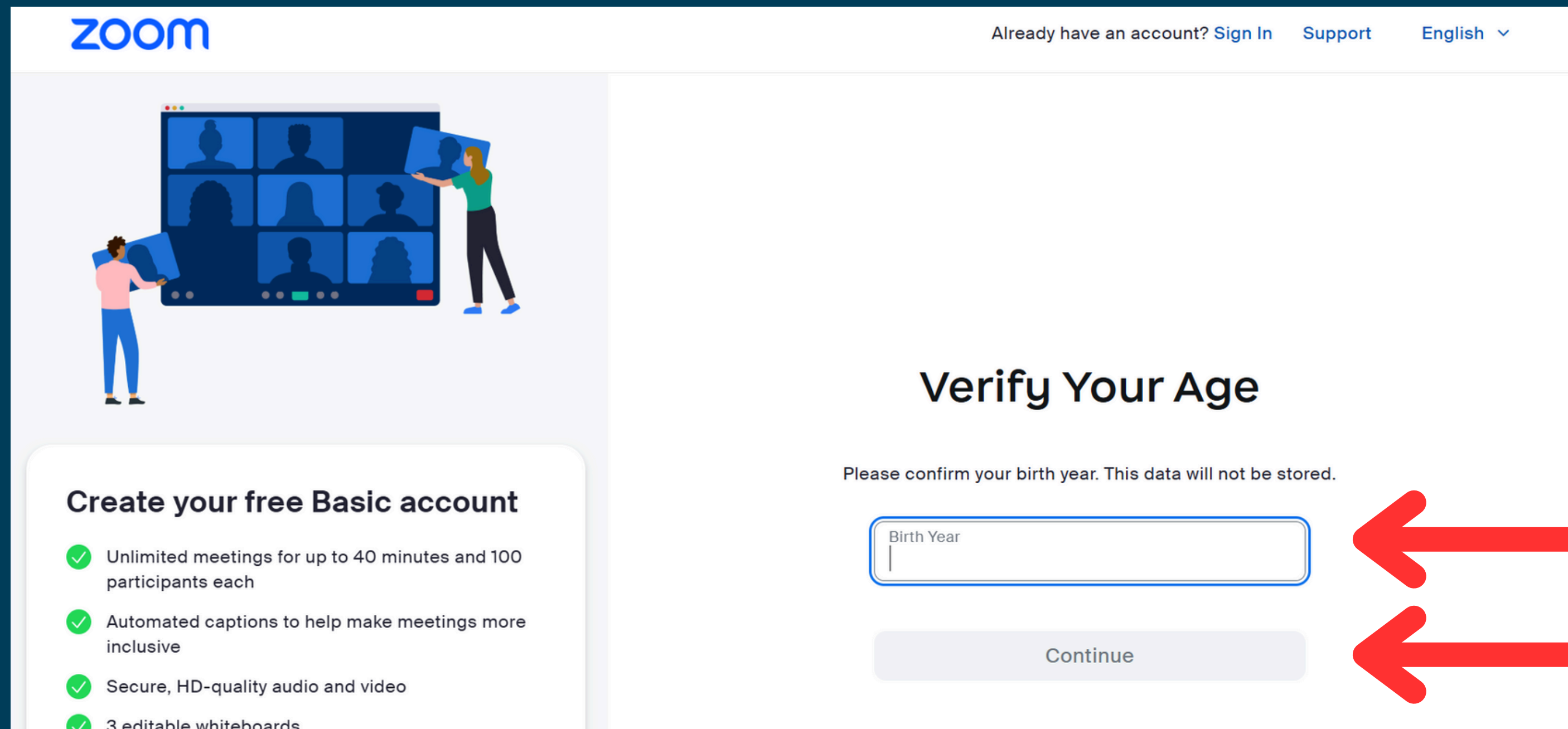
- Brandon will share designs Add
- Virginia will provide feedback Add
- Brandon will incorporate feedback Add

Rekisteröityäksesi Zoomin käyttäjäksi, paina "Sign Up Free".



The screenshot shows the Zoom website homepage. At the top right, there is a navigation bar with links for Search, Support, 1.888.799.9666, Request a Demo, Join, Host, and Sign In. Below this is a main navigation bar with the Zoom logo and links for Products, Solutions, Resources, and Plans & pricing. On the right side of this bar are two buttons: 'Contact Sales' and 'Sign Up Free'. A purple notification banner is visible, stating 'Don't miss the next Work Transformation Summit | Watch now >'. The main content area features a large heading: 'Identify, execute, & complete your priorities with AI Companion'. Below the heading is a sub-heading: 'Accomplish more with Zoom Workplace: your AI-first work platform featuring AI Companion 2.0,'. To the right of the text is a large image of a woman in a white patterned shirt standing by a whiteboard, with a red arrow pointing to the 'Sign Up Free' button. Overlaid on the image is a 'Recommended tasks from your meeting' box with three items: 'Brandon will share designs', 'Virginia will provide feedback', and 'Brandon will incorporate feedback', each with an 'Add' button. A blue chat bubble icon is visible in the bottom right corner of the image area.

Aloittaaksesi rekisteröitymisen, sinun tulee täyttää syntymävuotesi. Se ei tallennu tilin käyttäjätietoihin. Sen jälkeen paina "Continue".

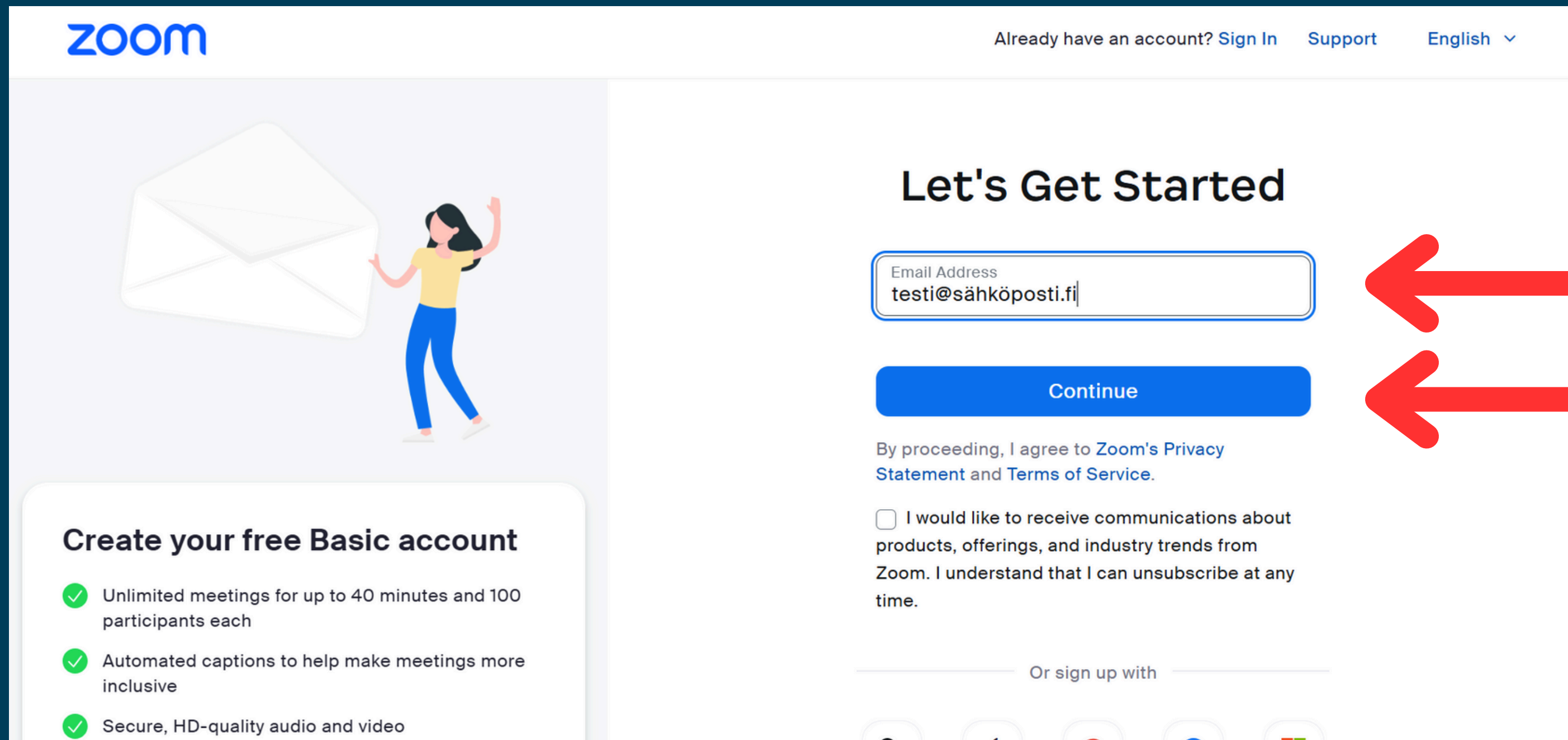


The screenshot shows the Zoom registration process. On the left, there is a promotional card for a free Basic account with the following features:

- ✓ Unlimited meetings for up to 40 minutes and 100 participants each
- ✓ Automated captions to help make meetings more inclusive
- ✓ Secure, HD-quality audio and video
- ✓ 3 editable whiteboards

On the right, the "Verify Your Age" section is visible. It includes the text "Please confirm your birth year. This data will not be stored." followed by a text input field labeled "Birth Year" and a "Continue" button. Two large red arrows point from the right side of the image towards the "Birth Year" input field and the "Continue" button, indicating the required actions.

Kirjoita sähköpostiosoitteesi ja paina "Sign Up".



The screenshot shows the Zoom sign-up page. At the top left is the Zoom logo. At the top right are links for "Already have an account? Sign In", "Support", and "English". The main heading is "Let's Get Started". Below it is an email input field containing "testi@sähköposti.fi". A blue "Continue" button is positioned below the input field. Two red arrows point to the input field and the "Continue" button. Below the button is a checkbox for receiving communications and a link to Zoom's Privacy Statement and Terms of Service. On the left side, there is a section titled "Create your free Basic account" with three bullet points: "Unlimited meetings for up to 40 minutes and 100 participants each", "Automated captions to help make meetings more inclusive", and "Secure, HD-quality audio and video". An illustration of a woman holding a large envelope is also present.

zoom Already have an account? [Sign In](#) [Support](#) [English](#) ▾

Let's Get Started






Email Address
testi@sähköposti.fi

[Continue](#)

By proceeding, I agree to [Zoom's Privacy Statement](#) and [Terms of Service](#).

I would like to receive communications about products, offerings, and industry trends from Zoom. I understand that I can unsubscribe at any time.

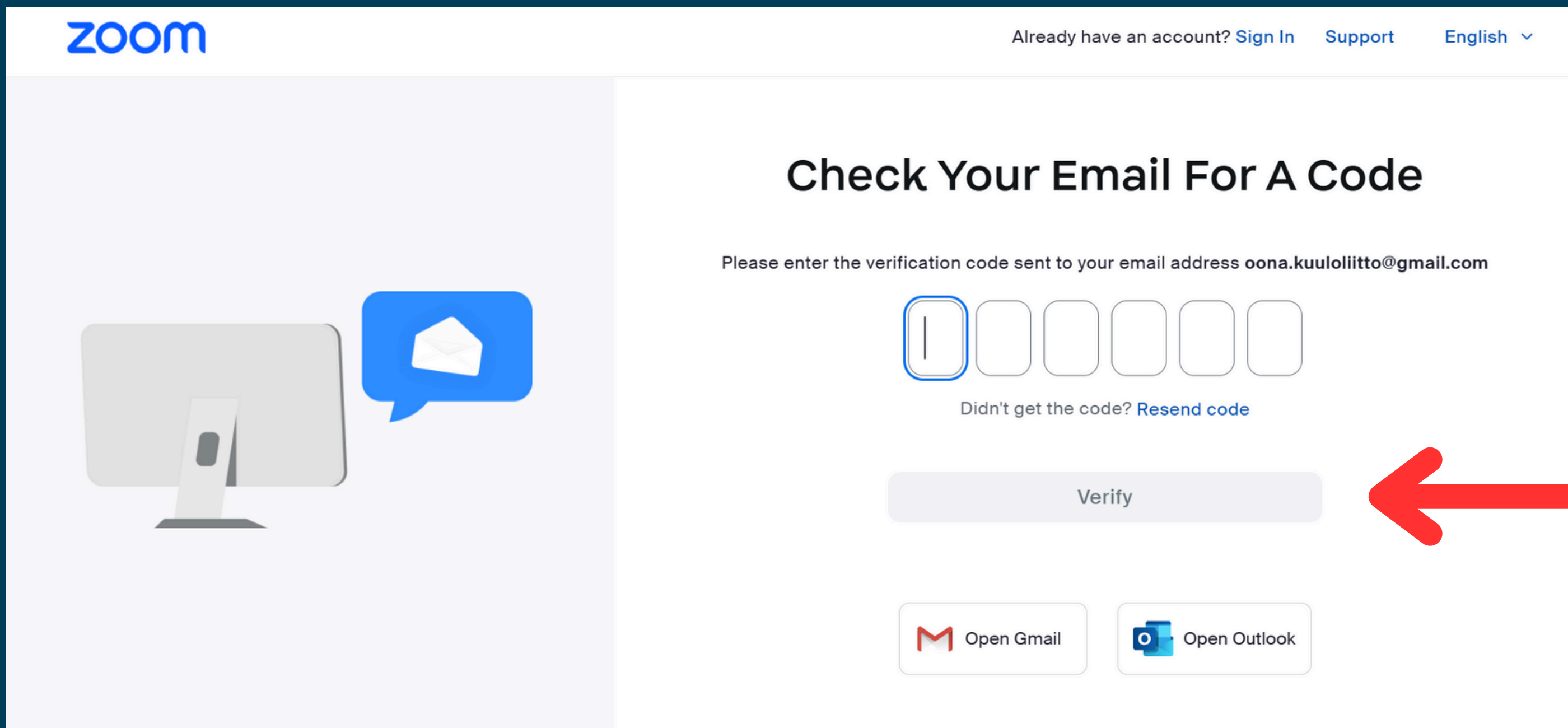
Or sign up with

- 
- 
- 
- 
- 

Create your free Basic account

- ✓ Unlimited meetings for up to 40 minutes and 100 participants each
- ✓ Automated captions to help make meetings more inclusive
- ✓ Secure, HD-quality audio and video

Saat sähköpostiisi viestin, jolla Zoom varmistaa, että rekisteröityjä olet sinä. Viesti, jossa on numerokoodi. Sen jälkeen paina "Verify".



zoom

Already have an account? [Sign In](#) [Support](#) [English](#) ▾

Check Your Email For A Code


Please enter the verification code sent to your email address oona.kuuloliitto@gmail.com

Didn't get the code? [Resend code](#)

Verify

[Open Gmail](#) [Open Outlook](#)

Laadi nyt itsellesi Zoom-tili. Täytähän tietojasi.




Create Your Account

Enter your full name and password.

First Name
|
Please enter your first name

Last Name

Password 

For Educators: Check here if you are signing up on behalf of a school or other organization that provides educational services to children under the age of 18

Continue



Etunimi



Sukunimi



Salasana



Paina
jatkaaksesi

Zoom tarjoaa viikon ilmaisen kokeilun, mutta suosittelen painamaan alhaalla olevan tekstiä "Take me to my basic account".

Your Basic account has been successfully created.

Try Zoom Workplace Pro for free!


	Basic	Zoom Workplace Pro
Meeting Duration ⓘ	40 minutes	30 hours
Cloud Recording ⓘ	×	10 GB per license
AI Companion ⓘ	×	Included
Essential Apps ⓘ	×	Free premium apps*
Clips ⓘ	5 included	Unlimited
		And many more features!

* Terms apply

[Start Free Trial](#)

Cancel at anytime

[Take me to my basic account](#)



Tili on ilmainen.

Olet nyt luonut Zoom-tilin. Voit aloittaa testi-tapaamisen tai mennä tutkimaan tiliäsi.

The screenshot shows the Zoom web interface. The top navigation bar includes the Zoom logo, 'Products', 'Solutions', 'Resources', 'Plans & Pricing', 'Schedule', 'Join', 'Host', 'Web App', and a user profile icon. The left sidebar contains a menu with items: Home, My Products, Meetings (highlighted), Recording, Whiteboards, Notes, Clips, Docs, Tasks (with a 'NEW' badge), Discover More Products, and My Account (with a red arrow pointing to it). The main content area is titled 'Meetings' and features a '+ Schedule a Meeting' button. Below this, there are tabs for 'Upcoming', 'Previous', 'Personal Room', 'Meeting Templates', and 'Meeting Agendas'. The central message reads 'Welcome to Zoom Meetings!' followed by a paragraph: 'Schedule new and manage existing meetings all in one place. You are currently limited to 40 minutes per meeting. Upgrade now if you need more time. [Learn More](#)'. At the bottom of this message are two buttons: 'Schedule a Meeting' (highlighted with a red arrow pointing up) and 'Upgrade Now'. A blue chat icon is visible in the bottom right corner.

Mene tilillesi.

Aloita tapaaminen

**Mukavia oppimishetkiä
Zoomin kanssa :)**

 **Kuuloliitto**